

TEC QUICK CHANGE TOP JAW SYSTEM



THAME
ENGINEERING

The easy way to improve your chucking productivity and profit

READY, STEADY, GO!

Depress Locking Pin



Remove Top Jaw



Put replacement jaw
over dovetail and
push jaw down over
locking pin.



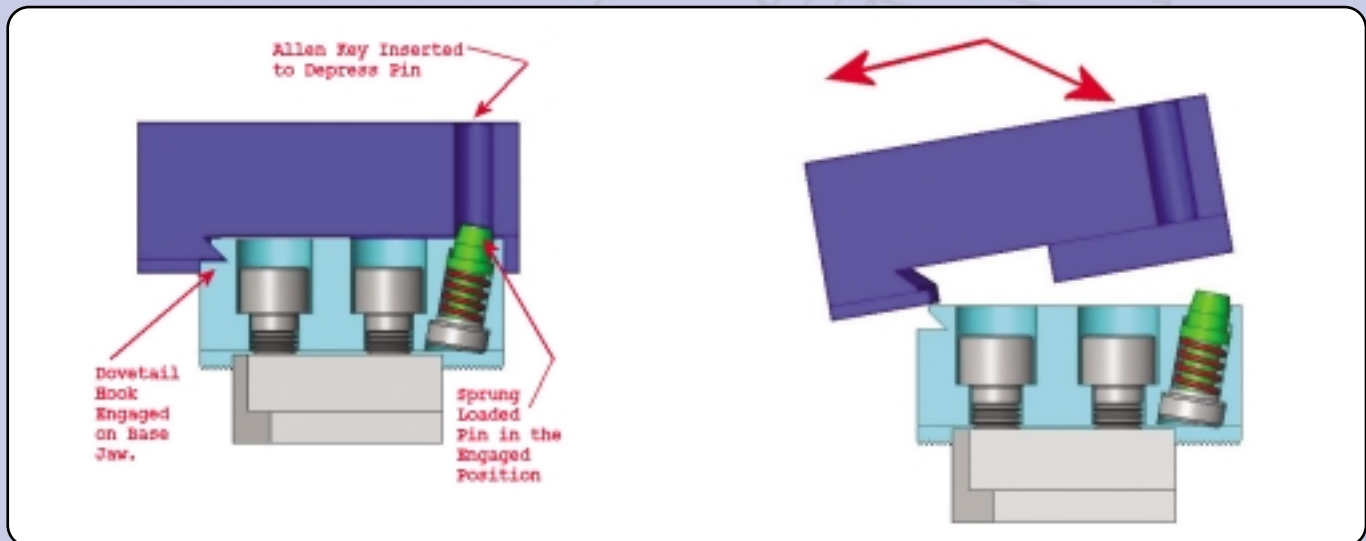
New Jaw Ready in
Position



IT'S THAT QUICK

- Downtime slashed
- Repeatability better than 25 microns
- Economically priced top jaws
- Stable and secure system
- Low profile master base jaw
- Interchange top jaws between different chucks of same diameter
- Top jaws allow large range of grip diameters
- Suitable for most types of power chucks
- Hard jaws available on request

Simple, Fast, Accurate and competitively priced



Mounting the Top Jaws

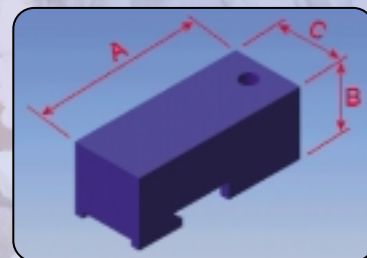
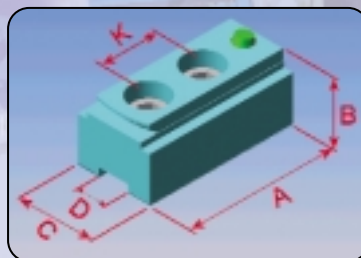
The dovetail feature of the top jaw is engaged into the corresponding feature on the master jaw. Press the back of the top jaw down until the sprung loaded pin of the master jaw is locked into position. The design of the precision dovetail ensures that the top jaw will be securely locked down and prevented from lifting when under clamping pressure. The unique dovetail design allows most of the top jaw to be bored out, offering the possibility of a large range of grip diameters on each top jaw set.

Change Jaws in seconds with high repeatability

Changing the top jaws only takes a few seconds per jaw and provided the master jaw remains mounted to the chucks base jaw it can be remounted with a repeatability of better than 25 microns.

TEC QUICK CHANGE TOP JAWS To suit KITAGAWA POWER CHUCKS

With 1.5mm x 60° Serrations



Master Jaw							Standard Top Jaws			Tall Jaws		
Part No.	Chuck Ø	A	B	C	D	K	Part No.	A	B	C	Part No.	B
QK06	165mm	57	23	30	12	20	QS06	72	35	30	QT06	50
QK08	200mm	67.5	27.5	31.8	14	25	QS08	90	38	32	QT08	57
QK10	250mm	79.5	34.5	40	16	30	QS10	100	40	40	QT10	60
QK12	315mm	85.5	34.5	50	18	30	QS12	110	50	50	QT12	80
QK13	315mm	85.5	34.5	50	21	30	QS12	110	50	50	QT12	80
QK15	380mm	116.0	45.0	63.5	22	43	QS15	125	76	63	QT15	120

To suit other chuck types on request



Thame Engineering Co Ltd

Field End, Thame Road, Long Crendon, AYLESBURY Bucks HP18 9EJ

Tel + 44 (0) 1844 208050

Fax + 44 (0) 1844 201699

www.thame-eng.com

Email: sales@thame-eng.com